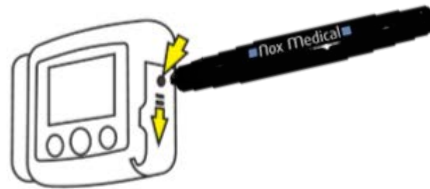


HOW TO GENERATE A LOG FILE OF THE NOX A1 RECORDER

1. Open the Nox A1 Recorder Battery Lid

To open the battery lid, press with the Nox battery Lid Key on the battery lid pin and slide the battery lid down, towards the bottom of the device.



2. Connect USB cable to PC

The Nox A1 Recorder connects to the computer by using Nox mini USB cable. You do **NOT** need a battery to generate a log file.

Connect the standard USB end into your PC. Do **NOT** connect the A1 Recorder yet.

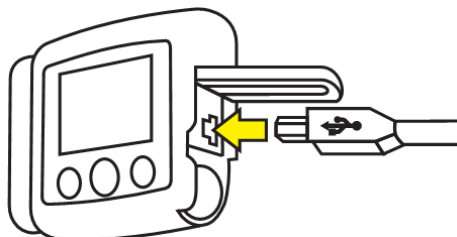
3. How to generate a log file

To generate a log file of the Nox A1 Recorder, hold down the **Middle** button of the device firmly.

Whilst holding, you can now connect the Nox A1 Recorder to your PC via the mini USB cable.

Keep holding the button firmly until you see the Nox A1 recorder display "**Copy log done**" on the screen. If you see "**Copy log done**" you can release the button.

If "**Copy log done**" is **NOT** displayed on the Nox A1 recorder screen, wait until the Nox A1 connects to your PC, disconnect the Nox A1 Recorder and repeat steps 1-3.



4. Check and save the log file

Open your **file explorer** and select the Nox A1 Recorder flash drive e.g. "A1_Serial Number".

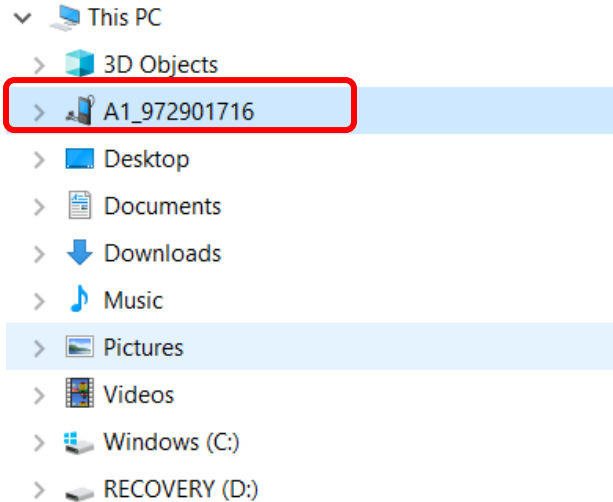
Open the **Config** folder and a new file named "**LOG.TXT**" is now created on the flash drive and is accessible on the removable disk.

Open the log file and **save as** to a known location on your computer.

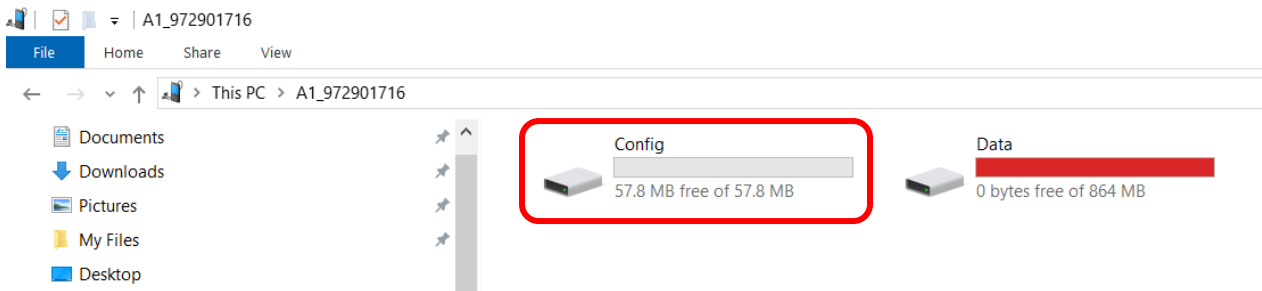
- **Open File Explorer**



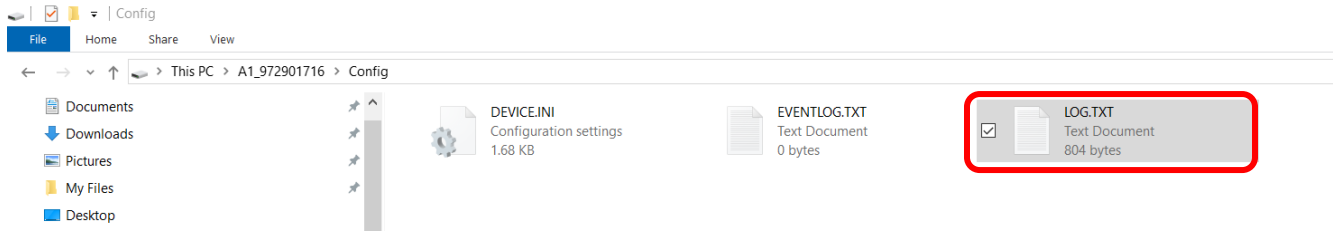
- **Select the A1 Recorder flash drive e.g. "A1_Serial Number"**



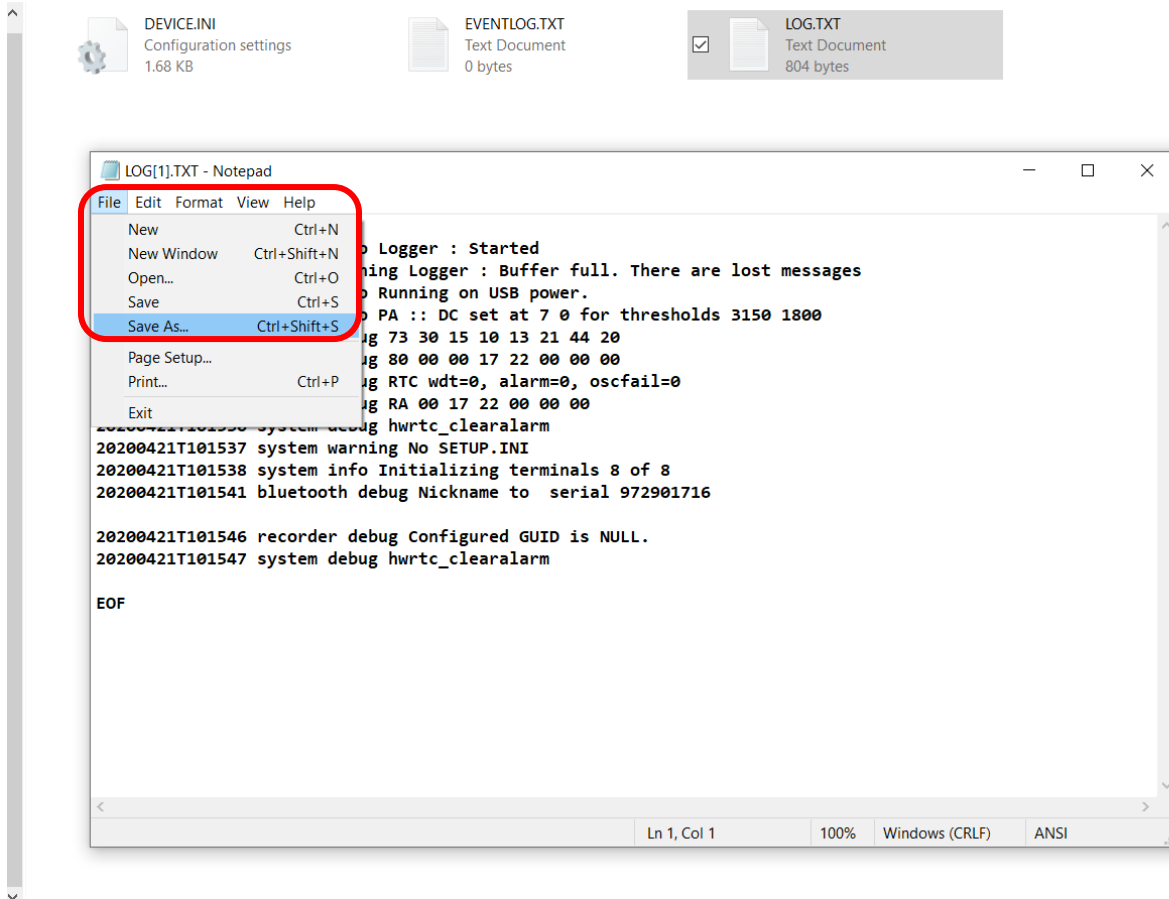
- **Open the Config folder**



- **Open the LOG.TXT file**



- **File and Save As...**



5. Contact support

Once you have saved the file to your computer, it can be sent as an email attachment to your support contact at Temple Healthcare.

TROUBLESHOOTING

1. The Nox A1 Recorder won't connect to my PC

- a) Disconnect the Nox A1 Recorder and try to re-connect
- b) Close Noxturnal >>> Open Noxturnal >>> Re-connect Nox A1 Recorder to PC via the mini USB cable
- c) Try a different USB port on your PC
- d) Try a different mini USB cable

2. The log file was not generated

- a) If no log file was generated to your Nox A1 Recorder flash drive, try steps 1-4 again.

3. I can't find my Nox Battery Lid Key

- a) If urgent, carefully open the battery lid door with a ballpoint pen. Purchase a new lid key ASAP.